




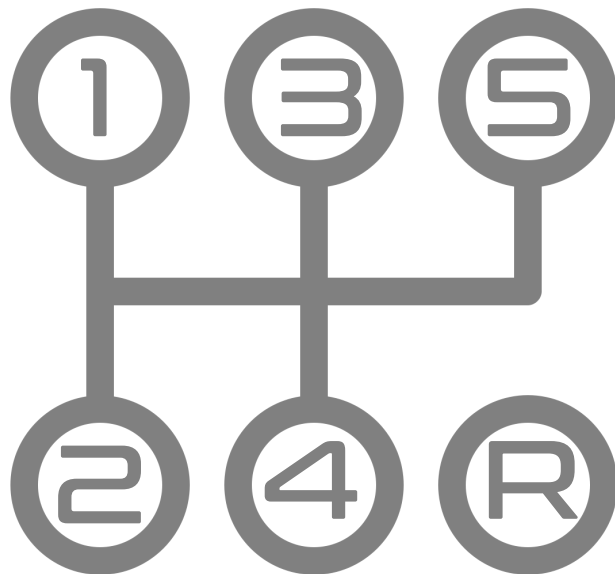
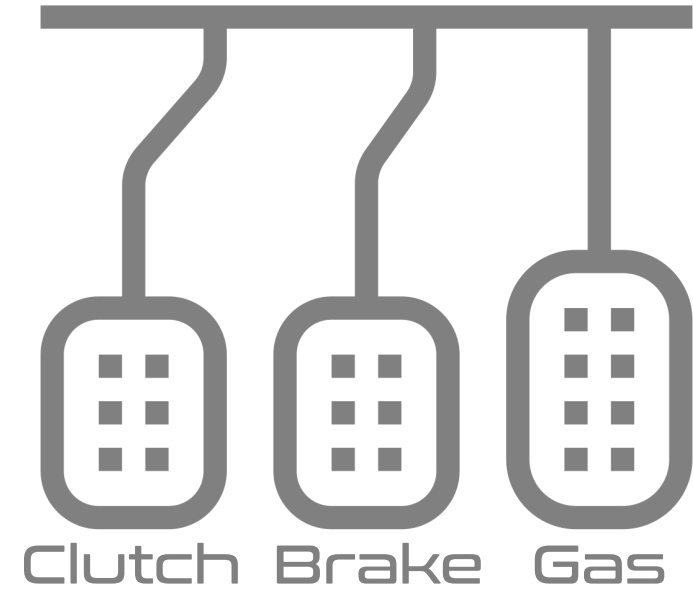


How to change gear

-  Right foot, ease off the gas pedal
-  Left foot depress the clutch fully
-  Left hand select the appropriate gear
-  Left foot smoothly release the clutch fully
-  Right foot, apply the gas pedal



The palming method

When changing gears always look ahead and never at the gear stick.
For gears 1 & 2, place your left hand on the gear and palm **away** from you
For gears 3 & 4, place your left hand on the gear and palm **flat** on top
For gears 5 & 6, place your left hand on the gear and palm **towards** you



Easy way to remember where the gears are!!

Odd number are forward and even number to the rear